




## Single-phase welding machine - 170A « 3 in 1 ».


- MIG/MAG
- NO GAS
- MMA


On castors, ideal for private and professional individuals  
Easy to use and intuitive with the "SMART" solution.

 Perfectly suited to repair, maintain and work **steel, stainless steel, cast iron and aluminium.**


 **Removable torch** to make easier the change of wire, sheath or to move it.

 **Low current consumption**, pluggable on a single 230V - 16A socket.

 Adaptable to Ø 100 et 200 mm coils.

 **Constant wire feeding** thanks to its powerful 40W wire feeder.

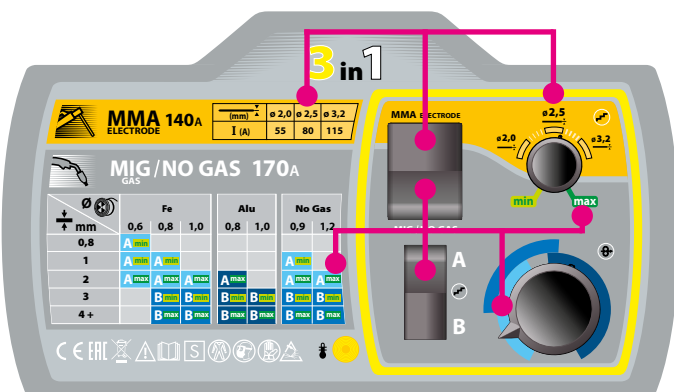
- 3** PROCESS
- GAS** MIG/MAG for indoor welding Ø Wire 0,6 - 1,0 mm.
  - NO GAS** NO GAZ for outdoor welding Ø Wire 0,9 to 1,2 mm. *kit no gaz (041240)*
  - MMA** MMA stick welding Ø 2,0 to 3,2 mm.

 Protected against overheating with its constant speed fan.



Supplied with an earth cable 1,6m and a 2,2m removable torch and 1,6m electrode holder.

## Quick and easy set-up



Adjust your welding parameters in few seconds with the intuitive settings.

With the Smartmig, no complicated adjustment.

Thanks to the SMART board, it is easy to adjust the voltage (4 positions) and the wire feeding speed.

Ideal setting indicated, just select:

- Type and diameter of the wire
- Thickness of the metal sheet

50/60hz	+AM-	min▷max	Ømm		Ømm			Electronic Control	équipé d'origine / original equipment / originalausstattung / equipamiento de fabrica		EN60974-1 (40°C)		U <sub>0</sub>	cm/kg	Protected & compatible POWER GENERATOR (+/- 15%)
			GAS	NO GAS	100	200	300		IA (60%)	X% (I <sub>2</sub> max)					
230V 1~	16A	35-170A (MIG)	0.6	0.9	✓	✓		0.6/0.8	0.8	70A (MIG)	110A (25%)	35>45	35x56x46 / 35	5.5kVA	
		20-120A (MMA)	1.0	1.2						40A (MMA)	115A (15%)	65			6kVA